












CAPACITY CHART

Event Areas	m ²	ft ²	Dimensions	 Theater	 Classroom	 Boardroom	 U-shape	 Banquet tables of 10	 Banquet with buffet	 Cabaret tables of 6	 Reception	 Reception with buffet	 Long table	 Lounge	
1st Floor Event Centre															
Es Vedrà 1	66	710	6.4m x 10.4m x 2.6m	60	40	24	26	30	30	18	60	40	24	40	
Es Vedrà 2	62	667	9.1m x 6.7m x 2.6m	40	24	20	20	20	12	12	50	40	20	40	
Es Vedrà	128	1,378	19.8m x 6.7m x 2.6m	150	80	48	50	60	60	36	120	90	70	90	
Es Vedrà Terrace	47	505	13.4m x 3.0m	-	-	-	-	-	-	-	40	30	24	20	
Es Vedrà + Foyer	188	2,024		-	-	-	-	89	80	80	180	125	-	-	
Foyer	60	646	10.2m x 5.2m x 2.6m	-	-	-	-	20	-	-	50	25	-	30	
Formentera	44	377	4.0m x 6.0m x 2.6m	30	22	14	16	10	-	6	40	-	14	15	
Es Vedranell	35	474	5.6m x 7.9m x 2.6m	-	-	10	-	-	-	-	-	-	-	-	
Full event centre (excl. terrace)	267	2875		individual set up requirements according to the event											
Resort Event Areas															
Cliff Terrace	153	1648	10.0m x 3.0m 17.0m x 4.2m 7.0m x 4.2m	120	-	-	-	90	80	-	160	140	60	80	
Upper Cliff Terrace				120				50	40		100	40	50	80	
Pershing Yacht Terrace				-	-	-	-	-	-	-	70	50	-	65	
The View				Restaurant set up: total capacity: 140 pax / Indoor: 60 pax (incl. Chef's Table: 12 pax) / Terrace: 80 pax											
Indoor				-	-	-	-	-	-	-	70	50	50	-	
Terrace				-	-	-	-	-	-	-	100	80	80	-	
Cone Club				Restaurant set up: total capacity: 174 pax / Indoor: 52 pax / Porche: 38 / Sunset Terrace: 24 / Terrace: 60											
Indoor				-	-	-	-	-	-	-	60	40	40	-	
Porche				-	-	-	-	-	-	-	70	40	40	-	
Sunset Terrace				70	-	-	-	-	-	-	60	40	40	24	
Terrace				-	-	-	-	-	-	-	140	90	90	-	